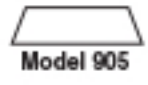




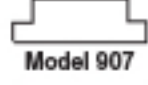
Tabletop Piston Stuffers REPLACEMENT PART REFERENCE CHART



Know your gear box shape
when calling for replacement parts:

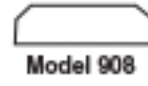


Model 905

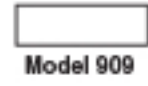


Model 907

Gear Box Lid
Gear Box
Screw &
Cover Cap



Model 908

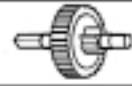


Model 909

Part Descriptions



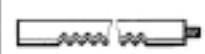
Double Spur Gear




Double Driving Shaft



Pinion



Rack



Crank, complete



Nylon Piston w/Valve



Connection Rod



1. Air Valve, complete
2. 'O' Ring Sealing gasket



Base Plate



Cylinder Holder, set



Rack Guide (2x)



Cap Screw



Cylinder



Stuffing Tubes
12 mm
18 mm
22 mm
30 mm



Disc, nut & cap (set 2x)